


# PULSIMATIC TRANSMITTER



THE IMAC PULSIMATIC TRANSMITTER is the economical way to transmit uncorrected volume output data from gas meters to remote totalizing and recording equipment. Available in ten different pulse outputs to fill most requirements.



International Measurement and Control Systems

**Manufacturers/Distributors of  
Precision Gas Measurement Equipment**

**IMAC SYSTEMS, INC.**

P.O. Box 1605, 90 Main Street, Tullytown, PA 19007 1-800-955-4GAS Tel: (215) 946-2200 Fax: (215) 943-2984  
[www.imacsystems.com](http://www.imacsystems.com) Email: [sales@imacsystems.com](mailto:sales@imacsystems.com)

Distributed by:

**Linc Energy Systems**

[www.LincEnergySystems.com](http://www.LincEnergySystems.com)

# IMAC PULSIMATIC TRANSMITTER



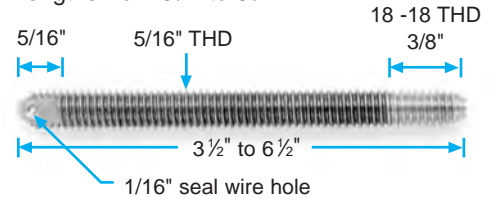
## Features

- VIRTUALLY indestructible low profile does not interfere with existing piping arrangement.
- ONE-PIECE cast aluminum housing, precision machined. Provides the **optimum protection** for the pulsing mechanism along with precise mechanical action.
- SINGLE or DOUBLE independent outputs available on all models.
- FITS all types of industrial size meters with a vertical mechanical index: Diaphragm — Rotary — Turbine. (See DMP literature for front mounted indexes)
- OPERATES at extremely low torque.
- MOUNTS between meter and index or instrument.
- IDEAL for Data Acquisition Systems.
- Also available: Bottom seal plate (301-0070) to eliminate overhang (recommended for certain applications).
- Special adapter kit (DMK217) for Actaris Meters 675A, 800A, 1000A.
- CSA Approved LR11378  
Underwriters Recognition #E186234.

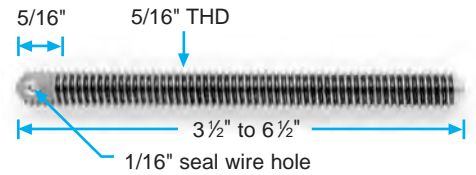
- AVAILABLE in the following pulses per revolution of the drive shaft:  
1/2 / 1 / 2 / 5 / 10 / 20 / 50 / 100 / 500 / 1000

## Mounting Hardware

Special studs with 18 - 18 threads available and necessary for American Meter.  
Lengths from 3 1/2" to 6 1/2"



Standard kits include 3 1/2" brass mounting studs with sealing wire holes and SST nuts and washer.

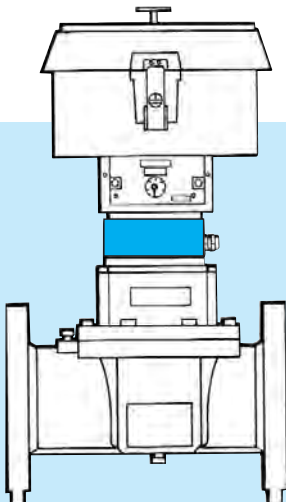
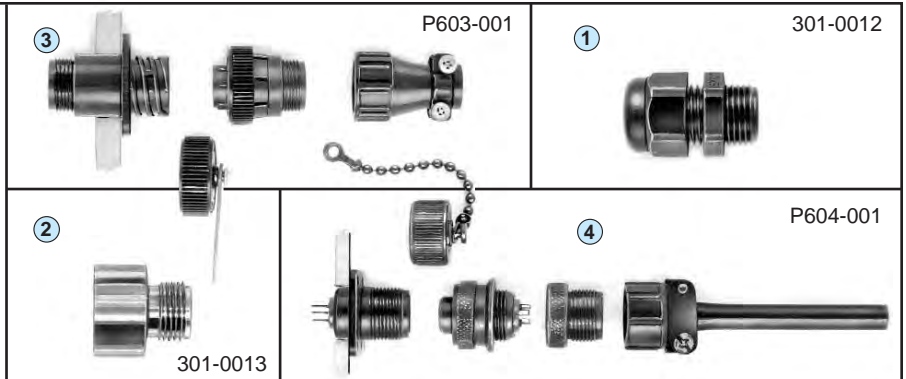


### Electrical Output Connections:

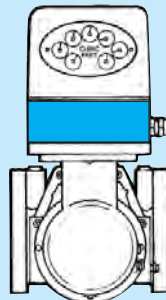
- ① STANDARD: Compression Fitting

### Optional:

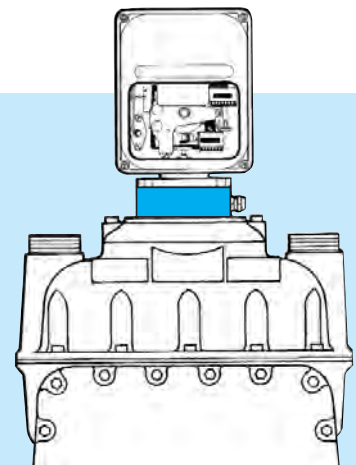
- ② 1/2" N.P.T. conduit adapter - aluminum
- ③ Plastic weatherproof receptacle with external quick disconnect
- ④ Metallic weatherproof receptacle with external quick disconnect



MOUNTED BETWEEN TURBINE METER AND INSTRUMENT




MOUNTED BETWEEN ROTARY METER AND INDEX



MOUNTED BETWEEN DIAPHRAGM METER AND INSTRUMENT

Dual Pulse Outputs Available on all Models


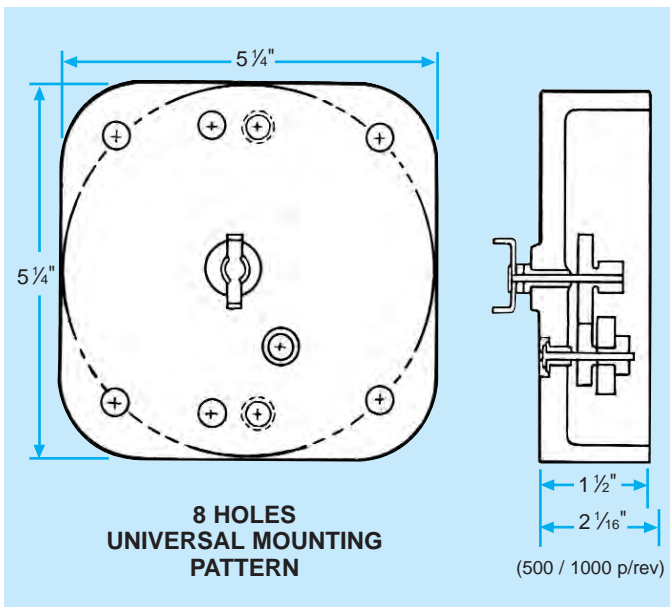


**Standard Version - 1/2, 1, 2, 5, 10, 20, 50 PULSE/REV**

Pulse created through Dry Contact Form 'C' Reed Switch, triggered by multi-pole magnet (optional form 'A' Reed Switch available).

**Switch Electrical Characteristics**

- Maximum Switching Voltage:** 175 dc
- Minimum Breakdown Voltage:** 200 dc
- Maximum Switching Current:** 250 ma
- Initial Contact Resistance:** 0.2 ohms
- Operating Time:** NO 3.0 ms, NC 3.0 ms
- Power:** 5 watts max
- Operating Temperature:** -40° to 150° C
- Anticipated Minimum Life:** 50,000,000 cycles at 5 VDC, 10 ma

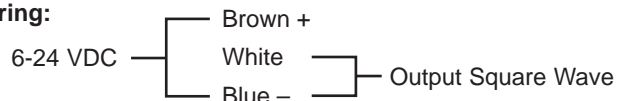


**100 PULSE/REV** version of the Pulsimatic Transmitter provides higher frequency outputs utilizing an Optical Encoder. Useful when higher resolution or higher frequencies are needed.


**Wiring and power requirements are as follows:**

Power Supply: 6-24 VDC Output Square Wave with same amplitude as power supply.

**Wiring:**



Note: Black is not used

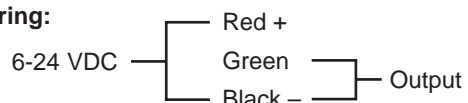


**500/1000 PULSE/REV (SELECTABLE)**

This special version of the Pulsimatic Transmitter is designed to produce a quality, high resolution, high frequency pulse output. Its mechanical design is essentially the same as the standard Pulsimatic but the only difference being that the housing is 1/2" taller. Consequently, the same installation guidelines used with any Pulsimatic apply to this model.

The electronics feature a high output encoder whose signal is processed and amplified through a customized circuit board. The specifics of this design allow for a power supply of 6-24 VDC with an output square wave of equal amplitude to the selected input voltage or a selectable 5 V regulated output.

**Wiring:**



## IMAC Electronic Remote Totalizer

The Remote Totalizer line is an inexpensive way to remote read, totalize, normalize, standardize and retransmit pulses or obtain an instantaneous flow rate. The products featured are all made in America by IMAC Systems, Inc.

### R1 Remote Totalizer - Pulse Counter

- Simple Pulse Counter
- Counts either low frequency or high frequency
- Battery powered with 7 - 10 year life
- Push-button reset on enclosure activated by toggle reset inside of enclosure
- 8-digit LCD display
- NEMA 4 Enclosure\*: 5" width x 5" height x 4" depth

### R2 Remote Totalizer - Remote Volume Totalizer

- Counts switch closures
- Battery powered with 7 - 10 year life
- Divide capability by 2, 10 and 100
- Optional push button counter stop
- 6-digit LCD display
- Toggle reset inside enclosure
- NEMA 4 Enclosure\*: 5" width x 5" height x 4" depth

### R3 Remote Totalizer - Remote Fixed Factor Totalizer

- Counts either low frequency or high frequency
- Applies conversion factors to input pulses - to normalize, standardize, or convert measurement units
- Useful for fixed factor pressure conversion to show corrected volume
- 120 / 230 Volt AC power required
- 6-digit LCD display
- Push-button reset on enclosure activated by toggle reset inside of enclosure
- NEMA 4 Enclosure\*: 5" width x 5" height x 5" depth

### R4 Remote Totalizer - Remote Totalizer with Flow Rate Indication and Analog Output

- Accepts either low frequency or high frequency
- Displays volume and flow rate
- Can program measurement units in USCS (English Units) or SI (Metric Units) and apply fixed factors
- Generates a 4-20mA output proportional to flow rate
- 120 / 230 Volts AC power required
- 8-digit LCD display
- NEMA 4 Enclosure\*: 6 1/2" width x 8 1/2" height x 4" depth



\*NEMA 4 enclosures are intended for indoor and outdoor use. They provide protection against windblown dust, rain, splashing and hose directed water. The fiberglass reinforced polyester construction allows the product line to be nonconductive, lightweight and impact resistant.

\*\*The range for remote totalizers is 1000 ft. using 18 - 22 gauge shielded cable (available at IMAC)

\*\*\*The operating temperature range for the remote totalizers is -20° F to +145° F; the storage temperature is -40° F to +160° F


## Ideal Way to Test Switch Performance Accepts Form A or Form C Inputs

### Features / Specifications

- Can be rigged for quick test connections for any manufacturer's pulser
- 6" x 3" x 2 1/2" plastic case
- Contains 2 - 1000 Hz capacity resettable counters
- Extremely portable, easy-to-use, battery powered

### How to Use

- Wire switch to appropriate terminals
- Check indicated counts against expected or measured counts
- With Form C switch, the Switch Tester will indicate switch "Flutter" by disproportionate counts on each display
- Can compare two Form A outputs simultaneously



International Measurement and Control Systems

**IMAC SYSTEMS, INC.**

P.O. Box 1605  
90 Main Street, Tullytown, PA 19007

1-800-955-4GAS Tel: (215) 946-2200 Fax: (215) 943-2984  
[www.imacsystems.com](http://www.imacsystems.com) Email: [sales@imacsystems.com](mailto:sales@imacsystems.com)